

MFG123176

60 Inventor Tips in 60 Minutes

“Beyond 60 Tips” – Tips Brought Up In Class

Timothy Harrison

i GET IT - Tata Technologies

Learning Objectives

- Discover 60 tips in Inventor
- Learn where these items are in the Inventor environment
- Learn about how these tips might help your daily activities
- Have fun

Description

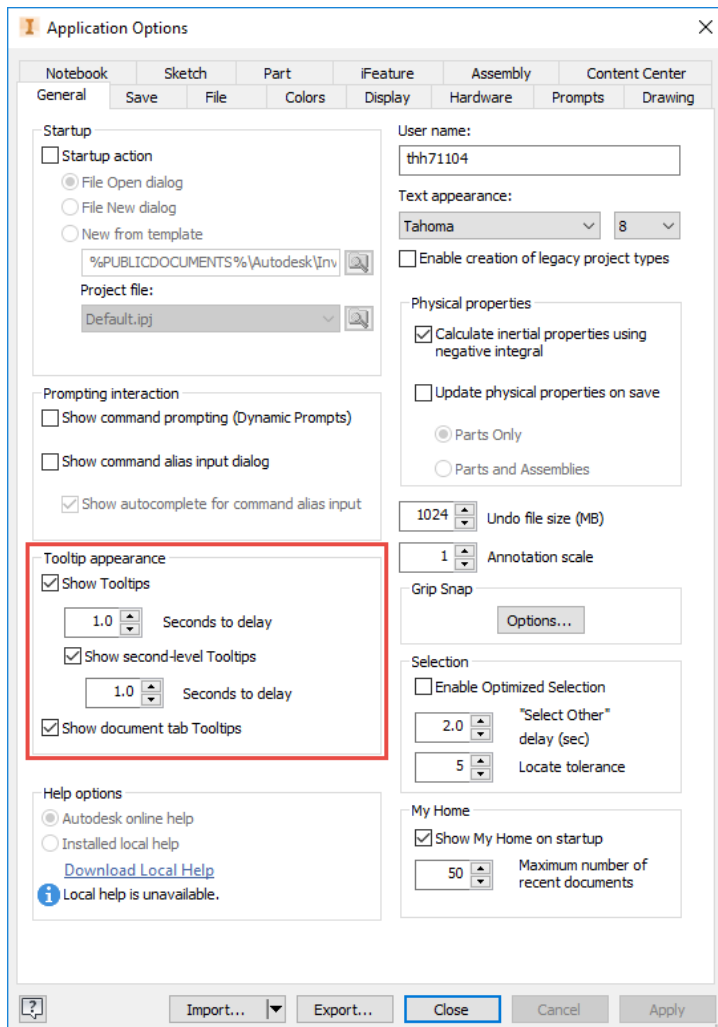
Below are a couple of extra tips that came up in or after today's class.

Thank you for attending!!

Enjoy AU 2017!

#61 Turn Off Tool Tips

- **Application Options > General tap > Tooltip Appearance**
- Uncheck **Show Tooltips**
- Tooltips will not show in the application

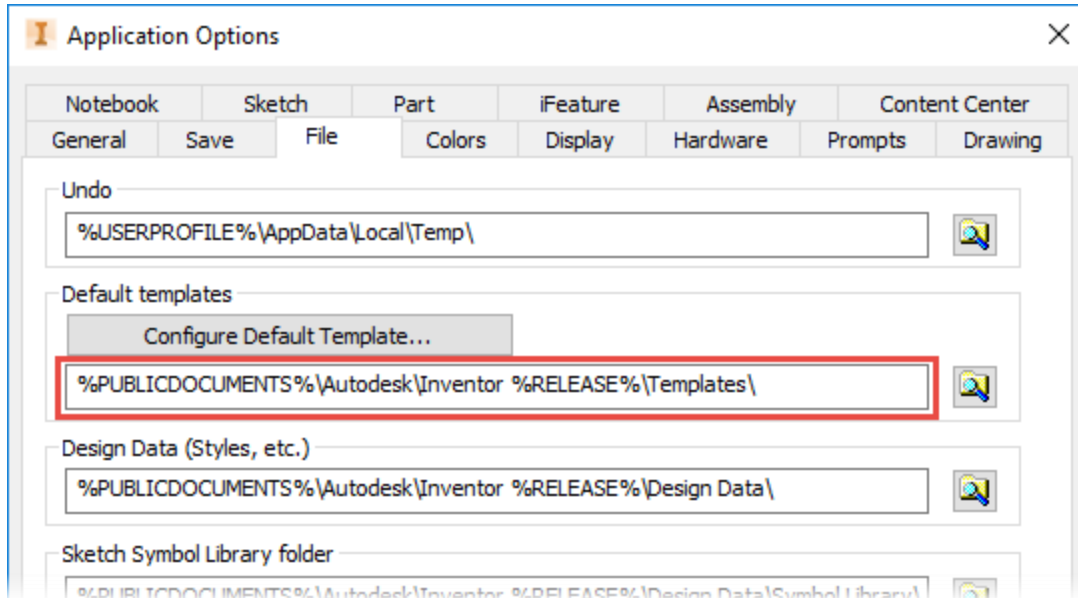


#62 Setup Default Template to use your “Company Template”

Two options:

1. Set the **Default templates** folder location option to your company templates folder
(*Recommended*)

- **Application Options > File tab > Default templates**



2. Overwrite the template files in the default template folder with your company template files

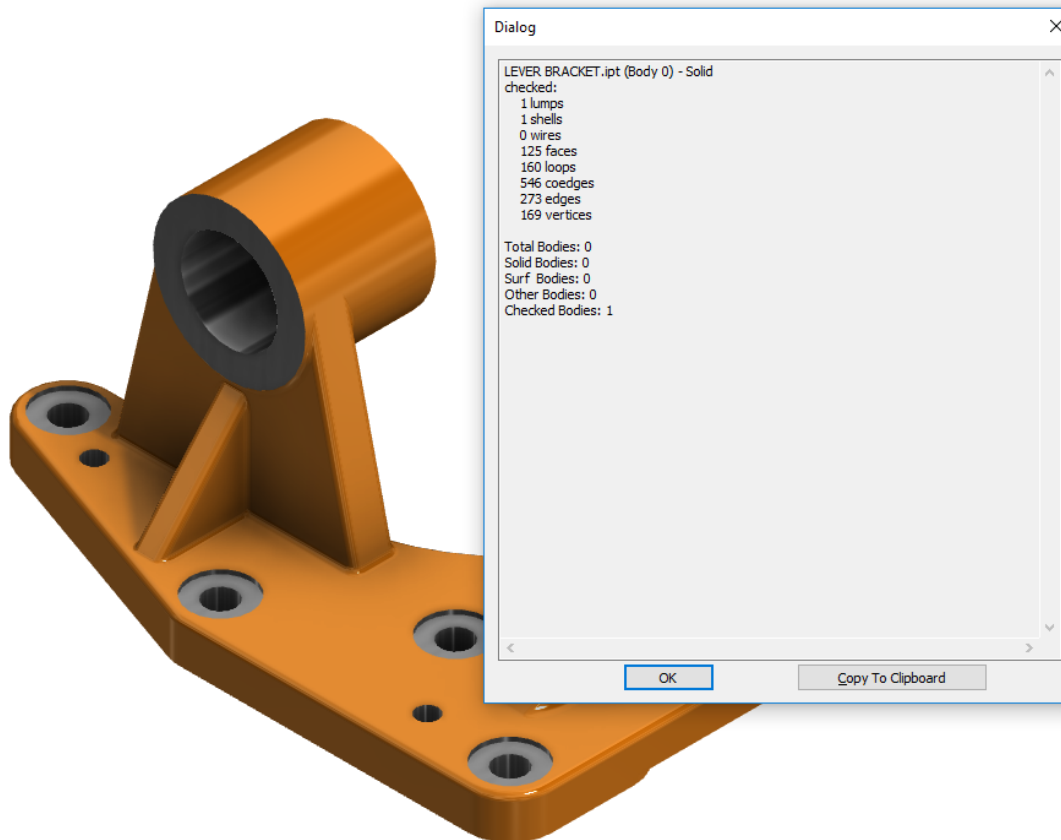
- Folder location: %Users/Public/Public Documents/Autodesk/Inventor 2018/Templates

With either option your company template will be used when you select one of the file type on the **New** bar in the Inventor Home screen



#63 Body Integrity Check

- Run **Body Integrity Check** on model
- **Ctrl + F7**
- Dialog is displayed with check information



Additional Information



REALIZING DESIGN POTENTIAL



Sign up for a free account.

www.myigetit.com