

The Real Impact of the Autodesk Yearly Release Cycle on Long Term BIM and IPD Projects

Brett C. Gatti

Design Technology Leader, Harley Ellis Devereaux – bcgatti@hedevelop.com



Class summary – B01572-R

In the “real world”, most architecture and engineering projects span multiple releases of Autodesk® Revit® software. In many organizations, a question that comes up with every new release is, "Which projects should we migrate to the new software version and which ones should we finish in their current version?"

This roundtable session gives Principals in Charge, Project Managers, BIM Managers, Architects, Engineers, and others who are involved in long-term Revit projects an open forum to discuss the best ways of dealing with the Autodesk yearly release cycle.

We will weigh potential benefits (such as added functionality) against possible pitfalls (such as hidden costs, features that don't work as expected or as they did in previous releases) and discuss how the decision to upgrade (or not upgrade) has to involve the entire collaborative project team.

We also talk about the pros and cons of skipping specific releases.

Key learning objectives

At the end of this session, as a result of open discussion with your peers, you will be able to:

- Identify reasons for and against migrating any specific project to the most current Revit version
- Weigh the pros and cons as to whether or not to load and use the most current version of Revit on in-progress projects
- Pinpoint common pitfalls that you might encounter as you upgrade/migrate your projects
- Assemble lessons learned on upgrading projects based upon real-world feedback from others

Agenda – approx. 15 Minutes per topic

1	When?	When to rollout the newest version of Revit
		Wait for a service pack/web update? Wait for a new project?
2	Why?	Pro's and Con's
		Identify reasons for/against migrating specific projects. Cost? Features? Training?
3	Problems...	Common Pitfalls
		What type of issues have you come across? Lost data? Corruption?
4	Step by Step	Documenting the proper steps
		Putting together a “how-to” document for migrating projects
5	History	Lesson's Learned
		What NOT to do...

This session will be recorded

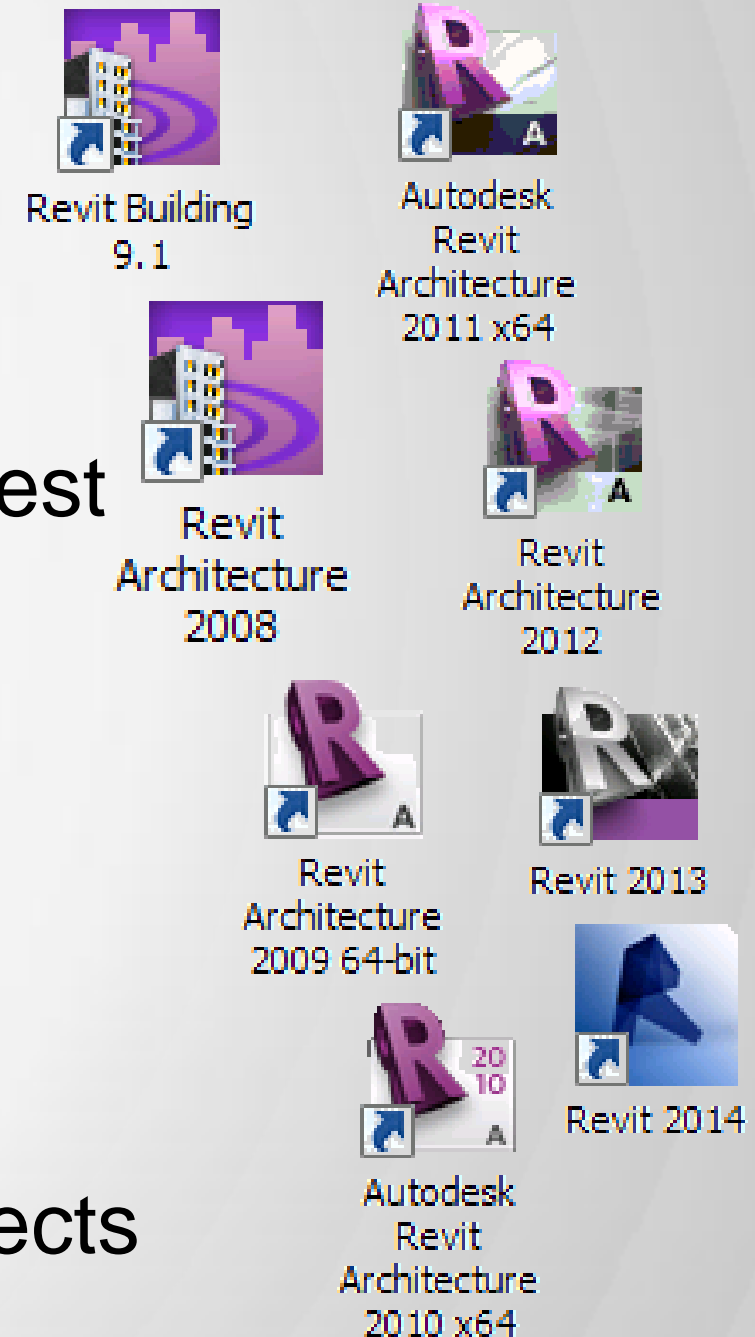
In an effort to put together the most complete set of notes possible, in addition to the efforts of our volunteer scribe - I will be recording this session.



When?

Determining whether or not to rollout the most current version of Revit to the masses and whether or not to use it on existing/in-progress projects:

- Has your organization ever skipped a Revit version?
 - If so, Why?
- Does your firm automatically move all active projects to the latest version each year when it is released?
- What is the criteria that your organization uses in determining which legacy projects to upgrade (if any)?
 - Do archived projects get upgraded?
- Do you look at all of the costs involved in upgrading Revit projects and users having to “get up to speed with” the new version?



Why?

Identifying reasons for/against migrating specific projects to the most current version

- What do you see as the Pros of upgrading your projects?
- What do you see as the Cons of upgrading your projects?

Problems...

Pinpoint common pitfalls that you might encounter as you discuss/contemplate upgrading your projects

- Some project team members upgrade before the rest of the team – sometimes without notifying the rest of the team.
- Project size and/or complexity inhibits a “clean” project upgrade.
- Do you avoid moving more than one version forward (ex: 2009 to 2014)?
- When upgrading, have you experienced a history of data that is deleted/shifted but not identified by the software?

Step-by-Step...

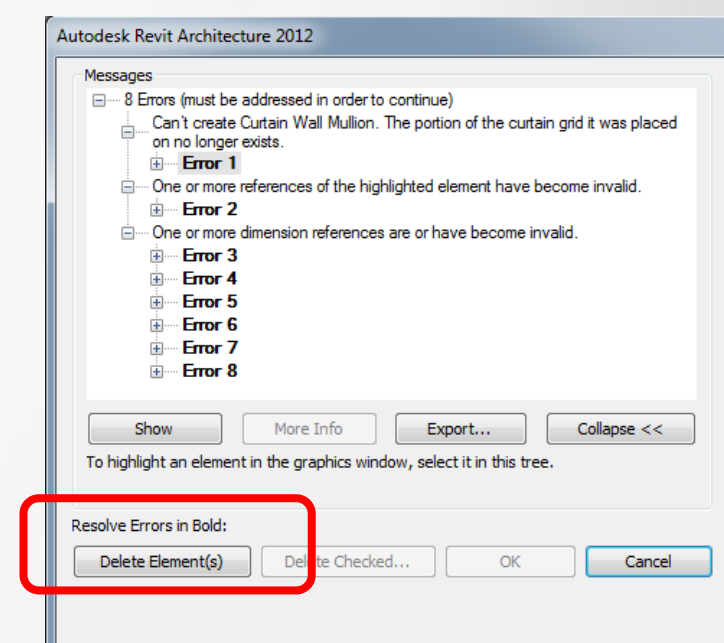
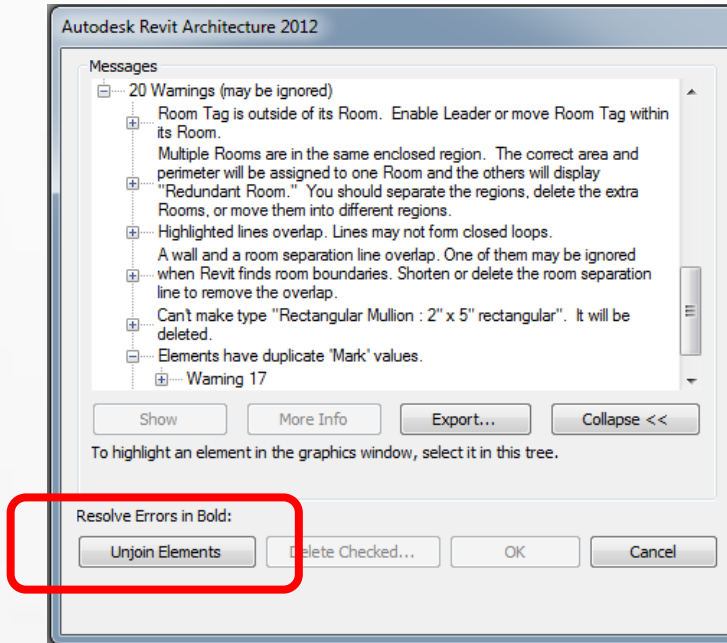
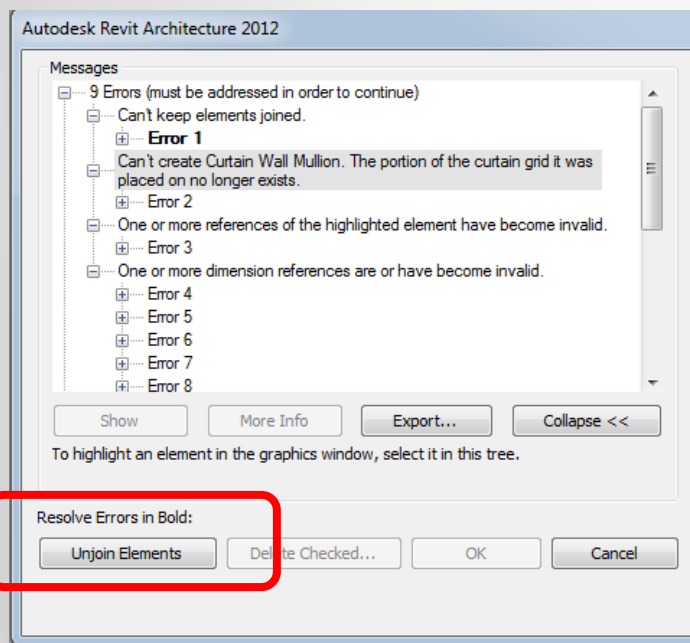
Documenting the proper steps for bringing a project forward to the newest version of Revit

- Do you archive a copy of the project – just in case?
- Is there a specific person in your office who is responsible for upgrading all of your Revit projects?
- Do you have a specific process defined that you follow when upgrading/migrating Revit projects?
- What are the steps that you follow when upgrading/migrating?

History...

Documenting Lesson's Learned


- Do you track what has worked and has not worked in your organization?
- Do you keep a list of common error messages and how to resolve them?



- Do you solicit user input as to what steps are the most effective?

Open Discussion

Is there anything that we missed in the earlier topics that needs to be discussed?



Recap / What we talked about today...

During this morning's Roundtable session we discussed:

- Weighing the pros and cons as to whether to utilize the most current version of Revit on a project that is already in progress (and is being done in a prior version)
- Identifying reasons for/against migrating specific projects to the “newest” version
- Pinpointing common pitfalls that you might encounter as you upgrade/migrate projects
- Documenting the “proper steps” for migrating/upgrading a project to the newest version
- Putting together a “Lessons Learned” list on upgraded projects based upon real world feedback from others – in other words, what NOT to do...

Autodesk University Session Feedback

Your feedback is very important to Autodesk.

- ✓ You can complete the session survey on your mobile device, PC, or at a survey station.
- ✓ Each completed session survey enters you in that day's drawing for a free AU 2014 pass.
- ✓ You can help make AU 2014 better!



Session BO1572-R

The Real Impact of the Autodesk Yearly Release Cycle on Long Term BIM and IPD Projects

Thank you for your time!

Contact:

Brett C. Gatti

bcgatti@hedevelop.com



HARLEY ELLIS DEVEREAUX

