










## Batch Standards Manager Cheat Sheet

The batch standards program is separate from AutoCAD and must be launched from the windows start menu. Hint: Below are the commands listed within the Batch Standards Checker Toolbar.



| Batch Standards Checker Commands  |               |   |
|---|---------------|---|
| Icon  | Command       | Description   |
|    | New           | Creates a new standards check file with a .chx file name extension. Standards check files specify what drawings and standards files are used by the batch audit.  |
|    | Open          | Opens a standard file selection dialog box, where you can select a standards check file.  |
|  | Save          | Saves the current standards check file.   |
|  | Save As       | Opens a standard file save dialog box, where you can specify a name and location to save a standards check file.  |
|  | Start Check   | Begins a batch audit using the currently loaded standards check file. This button is available only when you have added drawings, associated a standards file, and selected at least one plug-in to use when checking for standards violations.   |
|  | Stop Check    | Stops a previously started batch audit operation. This button is available only if a batch audit is currently in progress.  |
|  | View Report   | Displays an HTML report summarizing the results of the batch audit. This button is available when a batch audit report is available for viewing. The contents of the report are included with the standards check file.   |
|  | Export Report | Exports an HTML report that can be distributed to other users. This button is available only when a batch audit has been completed and a report is available to export. This button also allows you to optimize existing XML reports that were created with a previous version of the CAD Standards feature, in order to improve report printing quality. |
|  | Help          | Version of the Batch Standards and Help   |

The Batch Standards Checker audits a series of drawings for standards violations and creates an XML-based summary report detailing all violations. To use the Batch Standards Checker, you must first create a standards check file that specifies the drawings to audit and the standards files used for the audit.